



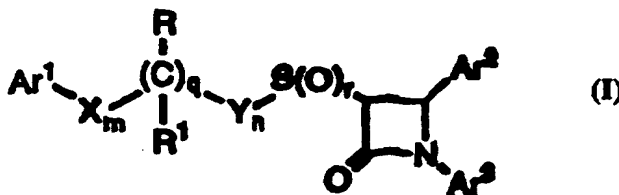
INTERNATIONAL APPLICATION PUBLISHED UNDER THE PATENT COOPERATION TREATY (PCT)

(51) International Patent Classification ⁶ : C07D 205/08, 409/12, 401/12, A61K 31/395, 31/44		A1	(11) International Publication Number: WO 96/16037
			(43) International Publication Date: 30 May 1996 (30.05.96)
(21) International Application Number: PCT/US95/14134		(81) Designated States: AL, AM, AU, BB, BG, BR, BY, CA, CN, CZ, EE, FI, GE, HU, IS, JP, KG, KR, KZ, LK, LR, LT, LV, MD, MG, MK, MN, MX, NO, NZ, PL, RO, RU, SG, SI, SK, TJ, TM, TT, UA, UZ, VN, European patent (AT, BE, CH, DE, DK, ES, FR, GB, GR, IE, IT, LU, MC, NL, PT, SE), OAPI patent (BF, BJ, CF, CG, CI, CM, GA, GN, ML, MR, NE, SN, TD, TG), ARIPO patent (KE, LS, MW, SD, SZ, UG).	
(22) International Filing Date: 15 November 1995 (15.11.95)			
(30) Priority Data: 08/342,197 18 November 1994 (18.11.94) US 08/463,619 5 June 1995 (05.06.95) US			
(71) Applicant: SCHERING CORPORATION [US/US]; 2000 Galloping Hill Road, Kenilworth, NJ 07033 (US).		Published With international search report. Before the expiration of the time limit for amending the claims and to be republished in the event of the receipt of amendments.	
(72) Inventors: McKITTRICK, Brian, A.; 67 Laurel Avenue, Bloomfield, NJ 07003 (US). DUGAR, Sundee; 749 Wingate Drive, Bridgewater, NJ 08807 (US). BURNETT, Duane, A.; 59 Helen Street, Fanwood, NJ 07023 (US).			
(74) Agents: MAGATTI, Anita, W. et al.; Schering-Plough Corporation, Patent Dept. K-6-1 1990, 2000 Galloping Hill Road, Kenilworth, NJ 07033-0530 (US).			

(54) Title: SULFUR-SUBSTITUTED AZETIDINONE COMPOUNDS USEFUL AS HYPOCHOLESTEROLEMIC AGENTS

(57) Abstract

Sulfur-substituted azetidinone hypocholesterolemic agents of formula (I), or a pharmaceutically acceptable salt thereof, wherein: Ar¹ is aryl, R¹⁰-substituted aryl or heteroaryl; Ar² is aryl or R⁴-substituted aryl; Ar³ is aryl or R⁵-substituted aryl; X and Y are -CH₂-, -CH(lower alkyl)- or -C(dilower alkyl)-; R is -OR⁶, -O(CO)R⁶, -O(CO)OR⁹ or -O(CO)NR⁶R⁷; R¹ is hydrogen, lower alkyl or aryl; or R and R¹ together are -O; q is 0 or 1; r is 0, 1 or 2; m and n are 0-5; provided that the sum of m, n and q is 1-5; R⁴ is selected from lower alkyl, -OR⁶, -O(CO)R⁶, -O(CO)OR⁹, -O(CH₂)₁₋₅OR⁶, -O(CO)NR⁶R⁷, -NR⁶R⁷, -NR⁶(CO)R⁷, -NR⁶(CO)OR⁹, -NR⁶(CO)NR⁷R⁸, -NR⁶SO₂R⁹, -COOR⁶, -CONR⁶R⁷, -COR⁶, -SO₂NR⁶R⁷, S(O)₀₋₂R⁹, -O(CH₂)₁₋₁₀COOR⁶, -O(CH₂)₁₋₁₀CONR⁶R⁷, -(lower alkylene)-COOR⁶ and -CH-CH-COOR⁶; R⁵ is selected from -OR⁶, -O(CO)R⁶, -O(CO)OR⁹, -O(CH₂)₁₋₅OR⁶, -O(CO)NR⁶R⁷, -NR⁶R⁷, -NR⁶(CO)R⁷, -NR⁶(CO)OR⁹, -NR⁶(CO)NR⁷R⁸, -NR⁶SO₂R⁹, -COOR⁶, -CONR⁶R⁷, -COR⁶, -SO₂NR⁶R⁷, S(O)₀₋₂R⁹, -O(CH₂)₁₋₁₀COOR⁶, -O(CH₂)₁₋₁₀CONR⁶R⁷, -CF₃, -CN, -NO₂, halogen, -(lower alkylene)COOR⁶ and -CH-CH-COOR⁶; R⁶, R⁷ and R⁸ are H, lower alkyl, aryl or aryl-substituted lower alkyl; R⁹ is lower alkyl, aryl or aryl-substituted lower alkyl; and R¹⁰ is selected from lower alkyl, -OR⁶, -O(CO)R⁶, -O(CO)OR⁹, -O(CH₂)₁₋₅OR⁶, -O(CO)NR⁶R⁷, -NR⁶R⁷, -NR⁶(CO)R⁷, -NR⁶(CO)OR⁹, -NR⁶(CO)NR⁷R⁸, -NR⁶SO₂R⁹, -COOR⁶, -CONR⁶R⁷, COR⁶, -SO₂NR⁶R⁷, S(O)₀₋₂R⁹, -O(CH₂)₁₋₁₀COOR⁶, -O(CH₂)₁₋₁₀CONR⁶R⁷, -CF₃, -CN, -NO₂ and halogen; are disclosed, as well as pharmaceutical compositions containing them, and a method of lowering serum cholesterol by administering said compounds, alone or in combination with a cholesterol biosynthesis inhibitor.



(I)

FOR THE PURPOSES OF INFORMATION ONLY

Codes used to identify States party to the PCT on the front pages of pamphlets publishing international applications under the PCT.

AT	Austria	GB	United Kingdom	MR	Mauritania
AU	Australia	GE	Georgia	MW	Malawi
BB	Barbados	GN	Guinea	NE	Niger
BE	Belgium	GR	Greece	NL	Netherlands
BF	Burkina Faso	HU	Hungary	NO	Norway
BG	Bulgaria	IE	Ireland	NZ	New Zealand
BJ	Benin	IT	Italy	PL	Poland
BR	Brazil	JP	Japan	PT	Portugal
BY	Belarus	KE	Kenya	RO	Romania
CA	Canada	KG	Kyrgystan	RU	Russian Federation
CF	Central African Republic	KP	Democratic People's Republic of Korea	SD	Sudan
CG	Congo	KR	Republic of Korea	SE	Sweden
CH	Switzerland	KZ	Kazakhstan	SI	Slovenia
CI	Côte d'Ivoire	LI	Liechtenstein	SK	Slovakia
CM	Cameroon	LK	Sri Lanka	SN	Senegal
CN	China	LU	Luxembourg	TD	Chad
CS	Czechoslovakia	LV	Latvia	TG	Togo
CZ	Czech Republic	MC	Monaco	TJ	Tajikistan
DE	Germany	MD	Republic of Moldova	TT	Trinidad and Tobago
DK	Denmark	MG	Madagascar	UA	Ukraine
ES	Spain	ML	Mali	US	United States of America
FI	Finland	MN	Mongolia	UZ	Uzbekistan
FR	France			VN	Viet Nam
GA	Gabon				

5

10 **SULFUR-SUBSTITUTED AZETIDINONE COMPOUNDS**
USEFUL AS HYPOCHOLESTEROLEMIC AGENTS

BACKGROUND OF THE INVENTION

The present invention relates to sulfur-substituted azetidinones useful as hypocholesterolemic agents in the treatment and prevention of atherosclerosis, and to the combination of a sulfur-substituted azetidinone of this invention and a cholesterol biosynthesis inhibitor for the treatment and prevention of atherosclerosis.

Atherosclerotic coronary heart disease (CHD) represents the major cause for death and cardiovascular morbidity in the western world. Risk factors for atherosclerotic coronary heart disease include hypertension, diabetes mellitus, family history, male gender, cigarette smoke and serum cholesterol. A total cholesterol level in excess of 225-250 mg/dl is associated with significant elevation of risk of CHD.

Cholesteryl esters are a major component of atherosclerotic lesions and the major storage form of cholesterol in arterial wall cells. Formation of cholesteryl esters is also a key step in the intestinal absorption of dietary cholesterol. Thus, inhibition of cholesteryl ester formation and reduction of serum cholesterol is likely to inhibit the progression of atherosclerotic lesion formation, decrease the accumulation of cholesteryl esters in the arterial wall, and block the intestinal absorption of dietary cholesterol.

A few azetidinones have been reported as being useful in lowering cholesterol and/or in inhibiting the formation of cholesterol-containing lesions in mammalian arterial walls. U.S. 4,983,597 discloses N-sulfonyl-2-azetidinones as anticholesterolemic agents and Ram, et al., in Indian J. Chem., Sect. B, 29B, 12 (1990), p. 1134-7, disclose ethyl 4-(2-oxoazetidin-4-yl)phenoxy-alkanoates as hypolipidemic agents. European Patent Publication 264,231 discloses 1-substituted-4-phenyl-3-(2-oxo-alkylidene)-2-azetidinones as blood platelet aggregation inhibitors.

- 2 -

European Patent 199,630 and European Patent Application 337,549 disclose elastase inhibitory substituted azetidinones said to be useful in treating inflammatory conditions resulting in tissue destruction which are associated with various disease states, e.g. atherosclerosis.

5 WO93/02048, published February 4, 1993, discloses substituted β -lactams useful as hypocholesterolemic agents.

WO94/14433, published July 7, 1994, discloses the combination of substituted β -lactams as defined in WO93/02048 with cholesterol biosynthesis inhibitors.

10 The regulation of whole-body cholesterol homeostasis in humans and animals involves the regulation of dietary cholesterol and modulation of cholesterol biosynthesis, bile acid biosynthesis and the catabolism of the cholesterol-containing plasma lipoproteins. The liver is the major organ responsible for cholesterol biosynthesis and catabolism
15 and for this reason, it is a prime determinant of plasma cholesterol levels. The liver is the site of synthesis and secretion of very low density lipoproteins (VLDL) which are subsequently metabolized to low density lipoproteins (LDL) in the circulation. LDL are the predominant cholesterol-carrying lipoproteins in the plasma and an increase in their concentration
20 is correlated with increased atherosclerosis.

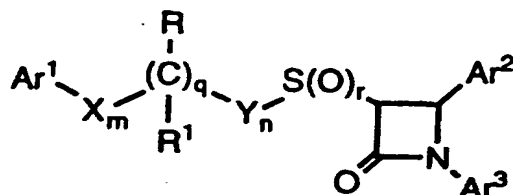
When intestinal cholesterol absorption is reduced, by whatever means, less cholesterol is delivered to the liver. The consequence of this action is decreased hepatic lipoprotein (VLDL) production and an increase in the hepatic clearance of plasma
25 cholesterol, mostly as LDL. Thus, the net effect of inhibiting intestinal cholesterol absorption is a decrease in plasma cholesterol levels.

The inhibition of cholesterol biosynthesis by 3-hydroxy-3-methylglutaryl coenzyme A (HMG CoA) reductase (EC1.1.1.34) inhibitors has been shown to be an effective way to reduce plasma cholesterol
30 (Witzum, *Circulation*, 80, 5 (1989), p. 1101-1114) and reduce atherosclerosis. Combination therapy of an HMG CoA reductase inhibitor and a bile acid sequestrant has been demonstrated to be more effective in human hyperlipidemic patients than either agent in monotherapy (Illingworth, *Drugs*, 36 (Suppl. 3) (1988), p. 63-71).

35 SUMMARY OF THE INVENTION

Hypocholesterolemic compounds of the present invention are represented by the formula I

- 3 -



or a pharmaceutically acceptable salt thereof, wherein:

Ar¹ is aryl, R¹⁰-substituted aryl or heteroaryl;

Ar² is aryl or R⁴-substituted aryl;

5 Ar³ is aryl or R⁵-substituted aryl;

X and Y are independently selected from the group consisting of -CH₂-, -CH(lower alkyl)- and -C(dilower alkyl)-;

R is -OR⁶, -O(CO)R⁶, -O(CO)OR⁹ or -O(CO)NR⁶R⁷; R¹ is hydrogen, lower alkyl or aryl; or R and R¹ together are =O;

10 q is 0 or 1;

r is 0, 1 or 2;

m and n are independently 0, 1, 2, 3, 4 or 5; provided that the sum of m, n and q is 1, 2, 3, 4 or 5;

15 R⁴ is 1-5 substituents independently selected from the group consisting of lower alkyl, -OR⁶, -O(CO)R⁶, -O(CO)OR⁹, -O(CH₂)₁₋₅OR⁶, -O(CO)NR⁶R⁷, -NR⁶R⁷, -NR⁶(CO)R⁷, -NR⁶(CO)OR⁹, -NR⁶(CO)NR⁷R⁸, -NR⁶SO₂R⁹, -COOR⁶, -CONR⁶R⁷, -COR⁶, -SO₂NR⁶R⁷, S(O)₀₋₂R⁹, -O(CH₂)₁₋₁₀COOR⁶, -O(CH₂)₁₋₁₀CONR⁶R⁷, -(lower alkylene)COOR⁶ and -CH=CH-COOR⁶;

20 R⁵ is 1-5 substituents independently selected from the group consisting of -OR⁶, -O(CO)R⁶, -O(CO)OR⁹, -O(CH₂)₁₋₅OR⁶, -O(CO)NR⁶R⁷, -NR⁶R⁷, -NR⁶(CO)R⁷, -NR⁶(CO)OR⁹, -NR⁶(CO)NR⁷R⁸, -NR⁶SO₂R⁹, -COOR⁶, -CONR⁶R⁷, -COR⁶, -SO₂NR⁶R⁷, S(O)₀₋₂R⁹, -O(CH₂)₁₋₁₀COOR⁶, -O(CH₂)₁₋₁₀CONR⁶R⁷, -CF₃, -CN, -NO₂, halogen, 25 -(lower alkylene)COOR⁶ and -CH=CH-COOR⁶;

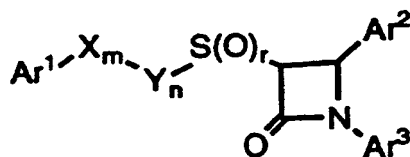
R⁶, R⁷ and R⁸ are independently selected from the group consisting of hydrogen, lower alkyl, aryl and aryl-substituted lower alkyl;

R⁹ is lower alkyl, aryl or aryl-substituted lower alkyl; and

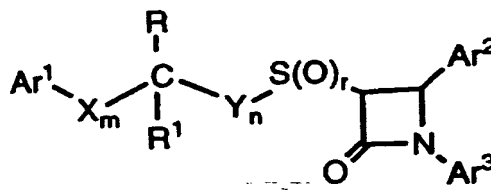
30 R¹⁰ is 1-5 substituents independently selected from the group consisting of lower alkyl, -OR⁶, -O(CO)R⁶, -O(CO)OR⁹, -O(CH₂)₁₋₅OR⁶, -O(CO)NR⁶R⁷, -NR⁶R⁷, -NR⁶(CO)R⁷, -NR⁶(CO)OR⁹, -NR⁶(CO)NR⁷R⁸, -NR⁶SO₂R⁹, -COOR⁶, -CONR⁶R⁷, -COR⁶, -SO₂NR⁶R⁷, S(O)₀₋₂R⁹, -O(CH₂)₁₋₁₀COOR⁶, -O(CH₂)₁₋₁₀CONR⁶R⁷, -CF₃, -CN, -NO₂ and halogen.

- 4 -

Within the scope of formula I, there are two preferred structures. In formula IA, q is zero and the remaining variables are as defined above, and in formula IB, q is 1 and the remaining variables are as defined above:



IA



IB

5

R^4 , R^5 and R^{10} are each preferably 1-3 independently selected substituents. Preferred are compounds of formula I wherein Ar^1 is phenyl, R^{10} -substituted phenyl or thienyl, especially (4- R^{10})-substituted phenyl or thienyl. Ar^2 is preferably R^4 -substituted phenyl, especially (4- R^4)-substituted phenyl. Ar^3 is preferably phenyl or R^5 -substituted phenyl, especially (4- R^5)-substituted phenyl. When Ar^1 is R^{10} -substituted phenyl, R^{10} is preferably halogeno, especially fluoro. When Ar^2 is R^4 -substituted phenyl, R^4 is preferably $-OR^6$, especially wherein R^6 is hydrogen or lower alkyl. When Ar^3 is R^5 -substituted phenyl, R^5 is preferably halogeno, especially fluoro. Especially preferred are compounds of formula I wherein Ar^1 is phenyl, 4-fluorophenyl or thienyl, Ar^2 is 4-(alkoxy or hydroxy)phenyl, and Ar^3 is phenyl or 4-fluorophenyl.

10

15

20

X and Y are each preferably $-CH_2-$. The sum of m , n and q is preferably 2, 3 or 4, more preferably 2. When q is 1, n is preferably 1 to 5.

Preferences for X , Y , Ar^1 , Ar^2 and Ar^3 are the same in each of formulae IA and IB.

In compounds of formula IA, the sum of m and n is preferably 2, 3 or 4, more preferably 2. Also preferred are compounds wherein the sum of m and n is 2, and r is 0 or 1.

25

In compounds of formula IB, the sum of m and n is preferably 1, 2 or 3, more preferably 1. Especially preferred are compounds wherein m is zero and n is 1. R^1 is preferably hydrogen and R is preferably $-OR^6$ wherein R^6 is hydrogen, or a group readily metabolizable to a hydroxyl (such as $-O(CO)R^6$, $-O(CO)OR^9$ and $-O(CO)NR^6R^7$, defined above), or R and R^1 together form a $=O$ group.

30

This invention also relates to a method of lowering the serum cholesterol level in a mammal in need of such treatment comprising administering an effective amount of a compound of formula I. That is, the

- 5 -

use of a compound of the present invention as an hypocholesterolemic agent is also claimed.

In still another aspect, the present invention relates to a pharmaceutical composition comprising a serum cholesterol-lowering effective amount of a compound of formula I in a pharmaceutically acceptable carrier.

The present invention also relates to a method of reducing plasma cholesterol levels, and to a method of treating or preventing atherosclerosis, comprising administering to a mammal in need of such treatment an effective amount of a combination of a sulfur-substituted azetidinone cholesterol absorption inhibitor of formula I and a cholesterol biosynthesis inhibitor. That is, the present invention relates to the use of a sulfur-substituted azetidinone cholesterol absorption inhibitor of formula I for combined use with a cholesterol biosynthesis inhibitor (and, similarly, use of a cholesterol biosynthesis inhibitor for combined use with a sulfur-substituted azetidinone cholesterol absorption inhibitor of formula I) to treat or prevent atherosclerosis or to reduce plasma cholesterol levels.

In yet another aspect, the invention relates to a pharmaceutical composition comprising an effective amount of a sulfur-substituted azetidinone cholesterol absorption inhibitor of formula I, a cholesterol biosynthesis inhibitor, and a pharmaceutically acceptable carrier. In a final aspect, the invention relates to a kit comprising in one container an effective amount of a sulfur-substituted azetidinone cholesterol absorption inhibitor of formula I in a pharmaceutically acceptable carrier, and in a separate container, an effective amount of a cholesterol biosynthesis inhibitor in a pharmaceutically acceptable carrier.

DETAILED DESCRIPTION:

As used herein, the term "lower alkyl" means straight or branched alkyl chains of 1 to 6 carbon atoms.

"Aryl" means phenyl, naphthyl, indenyl, tetrahydronaphthyl or indanyl.

"Heteroaryl" means pyridyl, isoxazolyl, furanyl, pyrrolyl, thienyl, imidazolyl, pyrazolyl, thiazolyl, pyrazinyl, pyrimidinyl or pyridazinyl. All positional isomers wherein the heteroaryl ring is attached through a carbon atom are contemplated, e.g., 2-pyridyl, 3-pyridyl and 4-pyridyl, and 2-thienyl and 3-thienyl. "Halogeno" means fluorine, chlorine, bromine or iodine atoms.

- 6 -

The above statement, wherein R⁶, R⁷ and R⁸ are said to be independently selected from a group of substituents, means that R⁶, R⁷ and R⁸ are independently selected, but also that where an R⁶, R⁷ or R⁸ variable occurs more than once in a molecule, those occurrences are independently selected (e.g., if R is -OR⁶ wherein R⁶ is hydrogen, R⁴ can be -OR⁶ wherein R⁶ is lower alkyl).

Compounds of the invention have at least one asymmetric atom and therefore all isomers, including enantiomers and diastereomers are contemplated as being part of this invention. The invention includes d and l isomers in both pure form and in admixture, including racemic mixtures. Isomers can be prepared using conventional techniques, either by reacting chiral starting materials or by separating isomers of a compound of formula I. Isomers may also include geometric isomers, e.g. when a double bond is present. All such geometric isomers are contemplated for this invention.

Those skilled in the art will appreciate that for some compounds of formula I, one isomer will show greater pharmacological activity than another isomer.

Compounds of the invention with an amino group can form pharmaceutically acceptable salts with organic and inorganic acids. Examples of suitable acids for salt formation are hydrochloric, sulfuric, phosphoric, acetic, citric, oxalic, malonic, salicylic, malic, fumaric, succinic, ascorbic, maleic, methanesulfonic and other mineral and carboxylic acids well known to those in the art. The salt is prepared by contacting the free base form with a sufficient amount of the desired acid to produce a salt. The free base form may be regenerated by treating the salt with a suitable dilute aqueous base solution such as dilute aqueous sodium bicarbonate. The free base form differs from its respective salt form somewhat in certain physical properties, such as solubility in polar solvents, but the salt is otherwise equivalent to its respective free base form for purposes of the invention.

Certain compounds of the invention are acidic (e.g., those compounds which possess a carboxyl group). These compounds form pharmaceutically acceptable salts with inorganic and organic bases. Examples of such salts are the sodium, potassium, calcium, aluminum, gold and silver salts. Also included are salts formed with pharmaceutically acceptable amines such as ammonia, alkyl amines, hydroxyalkylamines, N-methylglucamine and the like.

- 7 -

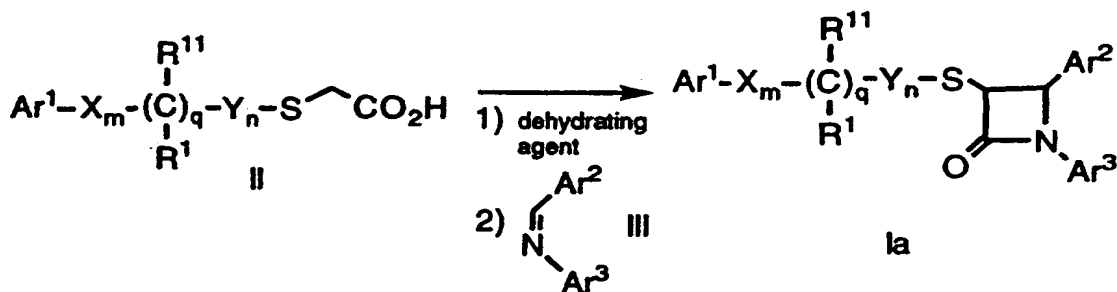
Cholesterol biosynthesis inhibitors for use in the combination of the present invention include HMG CoA reductase inhibitors such as lovastatin, pravastatin, fluvastatin, simvastatin, and CI-981; HMG CoA synthetase inhibitors, for example L-659,699 ((E,E)-11-[3'R-(hydroxymethyl)-4'-oxo-2'R-oxetanyl]-3,5,7R-trimethyl-2,4-undecadienoic acid);

5 squalene synthesis inhibitors, for example squalestatin 1; and squalene epoxidase inhibitors, for example, NB-598 ((E)-N-ethyl-N-(6,6-dimethyl-2-hepten-4-ynyl)-3-[(3,3'-bithiophen-5-yl)methoxy]benzene-methanamine hydrochloride) and other cholesterol biosynthesis inhibitors such as DMP-

10 565. Preferred HMG CoA reductase inhibitors are lovastatin, pravastatin and simvastatin.

Compounds of formula I can be prepared by known methods, for example those described below.

Method A:



15 Compounds of formula I wherein r is zero, R¹¹ is a protected hydroxy group, wherein the protecting groups are as defined below in Table 1, and the remaining variables are as defined above, i.e., compounds of formula Ia, can be prepared according to the above

20 reaction scheme, wherein a carboxylic acid of formula II is reacted with an imine of formula III in the presence of a base such as triethylamine and a suitable dehydrating agent such as dimethylphosphoramidous dichloride. The resultant compound is treated with an acid such as hydrofluoric acid

25 to obtain the thio compound of formula Ia. When the protected hydroxy group R¹¹ is an alkoxy or benzyloxy group, such a protecting group need not be removed to obtain a compound of formula I, but other protecting groups can be removed using conventional techniques to obtain compounds of formula I wherein R is hydroxy.

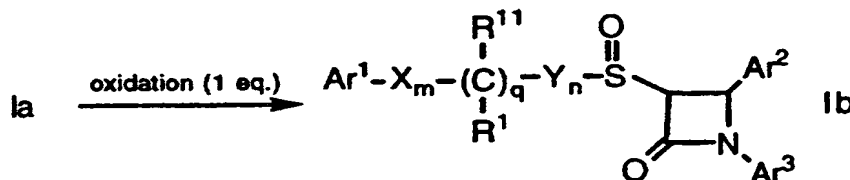
30 Compounds wherein R is hydroxy can be converted by well known techniques to other compounds of formula I wherein R is functionalized, i.e., it is -OR^{6a}, -O(CO)R⁶, -O(CO)OR⁹, or -O(CO)NR⁶R⁷, wherein R⁶, R⁷ and R⁹ are as defined above and R^{6a} is lower alkyl, aryl, or

- 8 -

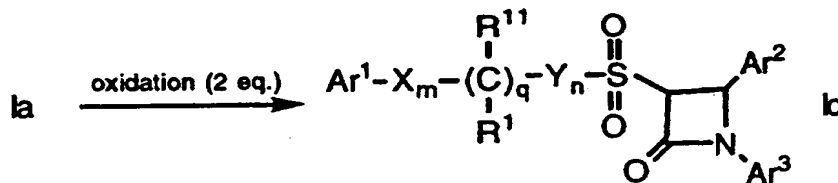
aryl-lower alkyl. For example, treatment of the alcohol with an alkyl halide in the presence of a suitable base such as NaH will afford alkoxy-substituted compounds (i.e., R or R² is OR⁶, wherein R⁶ is lower alkyl); treatment of the alcohol with an acylating agent such as acetylchloride will result in compounds wherein R or R² is -OC(O)R⁶; treatment of the alcohol with phosgene followed by an alcohol of the formula HOR⁹ affords compounds substituted with a -OC(O)OR⁹ group; and treatment of the alcohol with phosgene followed by an amine of the formula HNR⁶R⁷ affords compounds wherein R or R² is -OC(O)NR⁶R⁷.

Compounds of formula Ia wherein q is 1, and R and R¹ form an =O group can be converted to the corresponding compounds wherein R¹ is hydrogen and R is OH by treatment with a reducing agent such as sodium borohydride.

To prepare the corresponding sulfinyl compounds, i.e., compounds of formula I wherein r is 1, and the remaining variables are as defined above (compounds of formula Ib), treat the hydroxy-protected thio compound of formula Ia with 1 equivalent of an oxidant such as a peracid, e.g., m-chloroperbenzoic acid, or sodium metaperiodate:

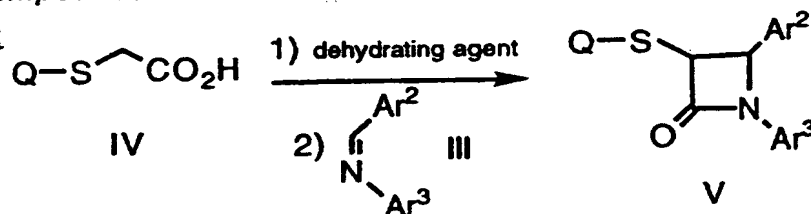


To prepare the corresponding sulfonyl compounds, i.e., compounds of formula I wherein r is 2, and the remaining variables are as defined above (compounds of formula Ic), treat the hydroxy-protected thio compound of formula Ia with 2 equivalents of an oxidant as described above:

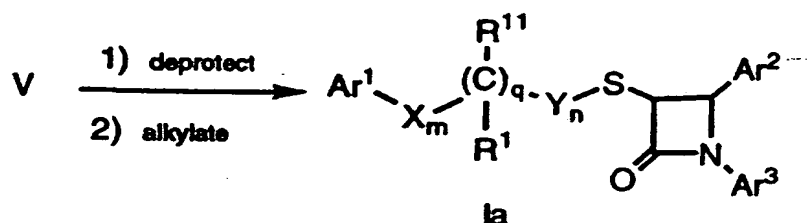


Compounds of formulae Ib and Ic can be deprotected at R¹¹ as necessary to obtain compounds of formula I.

Method B:



- 9 -



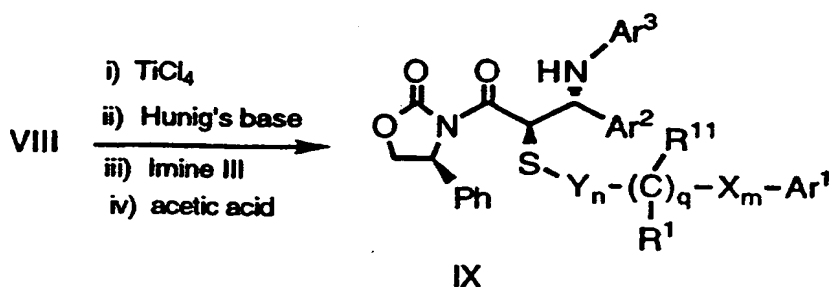
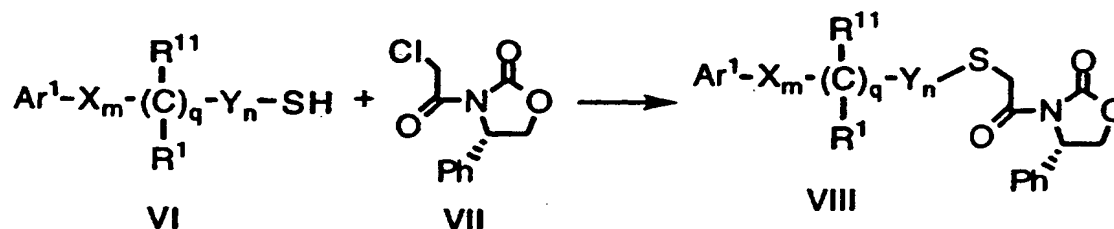
Compounds of formula Ia, wherein the variables are as defined above, can be prepared by reacting a protected mercaptoacetic acid of formula IV, wherein Q is a sulfur-protecting group such as benzyl or substituted-benzyl, with an imine as described in Method A. The protecting group Q is then removed, and the mercapto group is alkylated

with a compound of the formula $\text{Ar}^1\text{-X}_m\text{-(C)}_q\text{-Y}_n\text{-L}$ wherein L is a leaving group such as bromo or iodo.

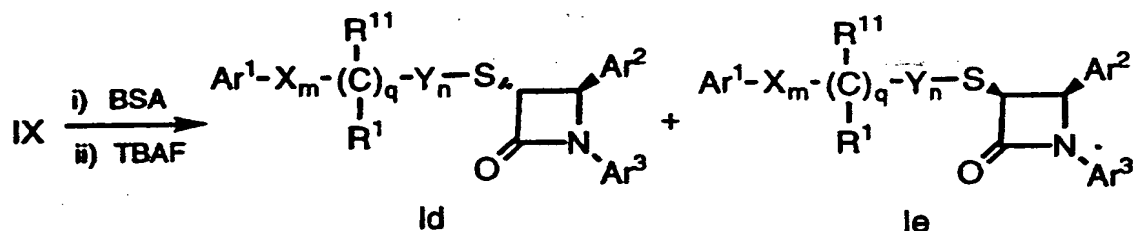
Using the methods described in Method A, compounds of formula Ia prepared by Method B can be converted to sulfinyl and sulfonyl compounds, compounds wherein R and R¹ are =O can be converted to compounds wherein R is H and R¹ is OH, and compounds wherein R is hydroxy can be converted to functionalized hydroxy groups.

Method C:

Compounds of formula I wherein r is zero and the remaining variables are as defined above can be prepared in an enantioselective manner as follows:

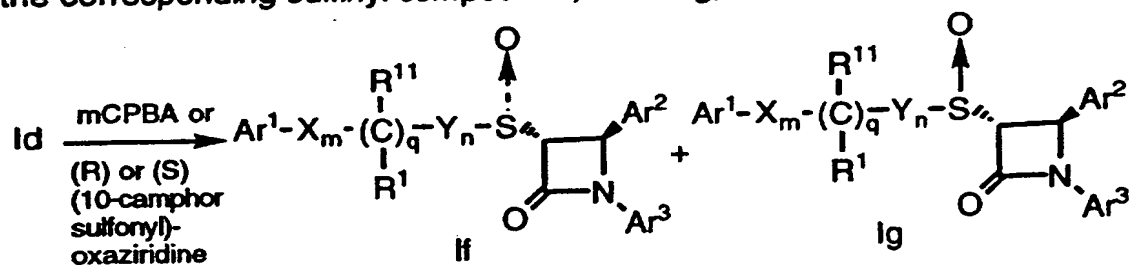


- 10 -



The chloroacylated oxazolidinone auxiliary of formula VII is reacted with the mercaptan of formula VI, wherein the variables are as defined above, in the presence of a base such as triethylamine in an inert solvent such as CH_2Cl_2 . The resultant compound of formula VIII is treated with TiCl_4 in the presence of a base such as diisopropylethylamine (Hunig's base), reacted with an imine of formula III, and then the reaction is quenched with an acid such as acetic acid. The resulting compound of formula IX is then cyclized by reaction with a silylating agent such as bis(trimethylsilyl)acetamide (BSA) and a fluoride catalyst such as tetra butyl ammonium fluoride (TBAF). The cyclization product is separated into cis and trans isomers of formulae Id and Ie using conventional purification techniques, e.g., flash chromatography.

Compounds of formulae Id and Ie can be converted to the corresponding sulfinyl and sulfonyl compounds by reaction with a peracid as described above or with a reagent such as (R) or (S) (10-camphor-sulfonyl)-oxaziridine. For example, a compound of formula Id can be converted to the corresponding sulfinyl compounds, If and Ig, as follows:



Before or after separation into cis and trans isomers, as suitable, compounds of formulae Id and Ie can be deprotected at R^{11} , and compounds wherein R is OH can be functionalized as described in Method A.

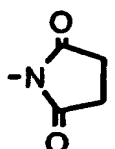
Starting compounds II, III, IV, VI and VII are all either commercially available, well known in the art, or are prepared via known methods.

Reactive groups not involved in the above processes can be protected during the reactions with conventional protecting groups which

- 11 -

can be removed by standard procedures after the reaction. The following Table 1 shows some typical protecting groups:

Table 1

Group to be Protected	Group to be Protected and Protecting Group
-COOH	-COOalkyl, -COObenzyl, -COOphenyl
>NH	>NCOalkyl, >NCObenzyl, >NCOphenyl >NCH ₂ OCH ₂ CH ₂ Si(CH ₃) ₃ , >NC(O)OC(CH ₃) ₃ . >N-benzyl, >NSi(CH ₃) ₃ , >NSi-C(CH ₃) ₃
-NH ₂	
-OH	-OCH ₃ , -OCH ₂ OCH ₃ , -OSi-C(CH ₃) ₃ -OSi(CH ₃) ₃ , or -OCH ₂ phenyl

5

We have found that the compounds of this invention lower serum lipid levels, in particular serum cholesterol levels. Compounds of this invention have been found to inhibit the intestinal absorption of cholesterol and to significantly reduce the formation of liver cholesteryl esters in animal models. Thus, compounds of this invention are hypocholesterolemic agents by virtue of their ability to inhibit the intestinal absorption and/or esterification of cholesterol; they are, therefore, useful in the treatment and prevention of atherosclerosis in mammals, in particular in humans.

15

The in vivo activity of the compounds of formula I can be determined by the following procedure:

In Vivo Assay of Hypolipidemic Agents Using the Hyperlipidemic Hamster

Hamsters are separated into groups of six and given a controlled cholesterol diet (Purina Chow #5001 containing 0.5% cholesterol) for seven days. Diet consumption is monitored to determine dietary cholesterol exposure in the face of test compounds. The animals are dosed with the test compound once daily beginning with the initiation

20

- 12 -

of diet. Dosing is by oral gavage of 0.2mL of corn oil alone (control group) or solution (or suspension) of test compound in corn oil. All animals moribund or in poor physical condition are euthanized. After seven days, the animals are anesthetized by intramuscular (IM) injection of ketamine-
5 and sacrificed by decapitation. Blood is collected into vacutainer tubes containing EDTA for plasma lipid analysis and the liver excised for tissue lipid analysis. Lipid analysis is conducted as per published procedures (Schnitzer-Polokoff, R., et al, *Comp. Biochem. Physiol.*, 99A, 4 (1991), p. 665-670) and data is reported as percent reduction of lipid versus control.

10

The present invention also relates to a pharmaceutical composition comprising a compound of formula I and a pharmaceutically acceptable carrier. The compounds of formula I can be administered in any conventional dosage form, preferably an oral dosage form such as a
15 capsule, tablet, powder, cachet, suspension or solution. The formulations and pharmaceutical compositions can be prepared using conventional pharmaceutically acceptable excipients and additives and conventional techniques. Such pharmaceutically acceptable excipients and additives include non-toxic compatible fillers, binders, disintegrants, buffers,
20 preservatives, anti-oxidants, lubricants, flavorings, thickeners, coloring agents, emulsifiers and the like.

The daily hypocholesteremic dose of a compound of formula I is about 0.1 to about 30 mg/kg of body weight per day, preferably about 0.1 to about 15 mg/kg. For an average body weight of 70 kg, the dosage
25 level is therefore from about 5 mg to about 1000 mg of drug per day, given in a single dose or 2-4 divided doses. The exact dose, however, is determined by the attending clinician and is dependent on the potency of the compound administered, the age, weight, condition and response of the patient.

30

For the combinations of this invention wherein the sulfur-substituted azetidinone is administered in combination with a cholesterol biosynthesis inhibitor, the typical daily dose of the cholesterol biosynthesis inhibitor is 0.1 to 80 mg/kg of mammalian weight per day administered in
35 single or divided dosages, usually once or twice a day: for example, for HMG CoA reductase inhibitors, about 10 to about 40 mg per dose is given 1 to 2 times a day, giving a total daily dose of about 10 to 80 mg per day, and for the other cholesterol biosynthesis inhibitors, about 1 to 1000 mg per dose is given 1 to 2 times a day, giving a total daily dose of about 1 mg

- 13 -

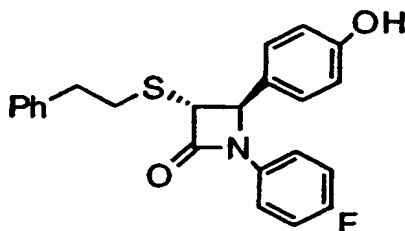
to about 2000 mg per day. The exact dose of any component of the combination to be administered is determined by the attending clinician and is dependent on the potency of the compound administered, the age, weight, condition and response of the patient.

5 Where the components of a combination are administered separately, the number of doses of each component given per day may not necessarily be the same, e.g. where one component may have a greater duration of activity, and will therefore need to be administered less frequently.

10 Since the present invention relates to the reduction of plasma cholesterol levels by treatment with a combination of active ingredients wherein said active ingredients may be administered separately, the invention also relates to combining separate pharmaceutical compositions in kit form. That is, a kit is contemplated
15 wherein two separate units are combined: a cholesterol biosynthesis inhibitor pharmaceutical composition and a sulfur-substituted azetidinone cholesterol absorption inhibitor pharmaceutical composition. The kit will preferably include directions for the administration of the separate components. The kit form is particularly advantageous when the separate
20 components must be administered in different dosage forms (e.g. oral and parenteral) or are administered at different dosage intervals.

 Following are examples of preparing compounds of formula I. The terms cis and trans refer to the relative orientations at the
25 azetidinone 3- and 4-positions unless otherwise indicated. The term "J" refers to the proton NMR coupling constant in hertz (Hz) between the 3- and 4-substituted protons of the azetidinone. CD spectra were obtained as solutions in methanol.

30

Example 1

1

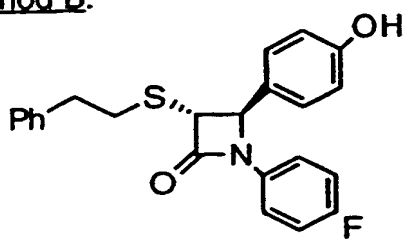
- 14 -

Step 1: Heat a mixture of 4-fluoroaniline (128 ml) and 4-t-butyl-dimethyl-siloxy benzaldehyde (290 g) in toluene (1.2L) to reflux under a Dean-Stark trap. After 24 h, concentrate in vacuo and dissolve the residue in warm hexane (0.2L). Cool to -20°C and collect the resultant imine (378 g, 94% yield) by filtration; mp 51.4-52.2°C.

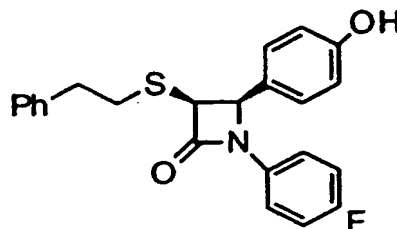
Step 2: To a mixture of phenethylmercapto acetic acid (0.55 g) [prepared in two steps by i) reaction of phenethyl mercaptan and ethyl bromoacetate and ii) saponification with ethanolic aqueous NaOH], the imine prepared in step 1 and triethylamine (TEA) (1.2 ml) in CH₂Cl₂ (20 ml), add dimethylaminophosphoryldichloride at 0°C. Stir overnight while allowing the reaction to warm to room temperature (rt). Partition the mixture between ethyl acetate (EtOAc) and 10 % NaHCO₃. Wash (H₂O), dry (MgSO₄) and concentrate the organic layer, then purify the residue by flash chromatography on silica using hexane/EtOAc (20:1) to obtain a yellow oil (0.48 g, 34%). Resolve this oil by HPLC with a Chiralcel OD column using hexane/isopropyl alcohol (66:1) and collect the second peak.

Step 3: Treat the product of step 2 (215 mg) in CH₃CN (21 ml) at 0°C with 48% HF (2.5 ml). Stir overnight while allowing the reaction to warm to rt. Partition the mixture between ether (Et₂O) and cold water and wash the organic layers with 10 % NaHCO₃ and water. Dry (MgSO₄) and concentrate the organic layer and purify the residue by flash chromatography on silica using hexane/EtOAc (5:1) to collect the title compound (1) as a colorless solid (0.16 g, 96%). SIMS 394 (M+H), 256 (100%); Elemental analysis calculated for C₂₃H₂₀NO₂SF•0.25H₂O: C 69.41, H 5.19, N 3.52; found C 69.42, H 5.26, N 3.45; [α]_D²⁵ = +44.8° (1.25 mg/ml CH₃OH); ¹H NMR CDCl₃: 2.95 (m, 4H), 3.93 (d, J=2.4Hz, 1H), 4.67 (d, J=2.4Hz, 1H), 5.06 (s, 1H), 6.85 (d, 1H), 6.92 (dd, 2H), 7.15-7.3 (9H).

30

Method B:

1



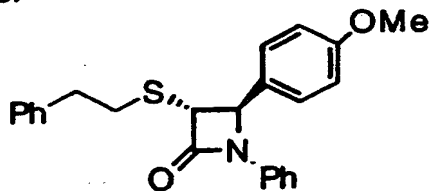
1a

- 15 -

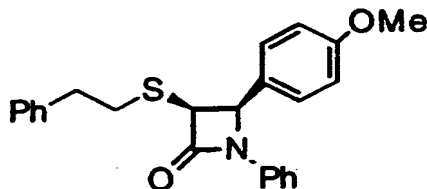
- Step 1:** Add dropwise a solution of chloroacetyl chloride (9.76 ml) in CH₂Cl₂ (110 ml) to a 0°C solution of (S)-4-phenyl oxazolidinone (10.0 g), TEA (35 ml) and dimethylaminopyridine (DMAP) (0.5 g) in CH₂Cl₂ (150 ml). Gradually warm the reaction to rt, then add silica gel (approx. 50 g) and concentrate in vacuo. Purify the residue by flash chromatography on silica using EtOAc/hexane (1:4) to give a colorless solid (11.3 g, 77%).
- 5 **Step 2:** Add phenethyl mercaptan to a solution of the product of step 1 (6.0 g) and TEA (5.1 ml) in CH₂Cl₂ (0.1 L). Stir at rt for 16 h, then add silica gel (approx 50 gm) and concentrate in vacuo. Purify the residue by
- 10 flash chromatography on silica using EtOAc/hexane (1:4) to give a colorless solid (7.81 g, 92 %) which can be crystallized from EtOAc/hexane (1:4).
- Step 3:** Add titanium tetraisopropoxide (7.5 ml) to a stirring solution of TiCl₄ (75 ml of 1N TiCl₄ in CH₂Cl₂) in CH₂Cl₂ (200 ml) at 0°C. After 15 min.,
- 15 add the product of step 2 (34.1 g), and 5 min. later add the imine from Method A, step 1 (66 g). Cool the reaction to -40°C, wait 20 min. and add diisopropyl ethylamine (35 ml). After 15 h at -40°C, cool the reaction to -70°C and add isopropyl alcohol (250 ml). Gradually warm to rt over 6 h, then add 0.1N HCl (500 ml) and partition the reaction mixture with Et₂O.
- 20 Wash (H₂O) and dry (MgSO₄) the organic layer, concentrate, and purify the residue by crystallization from CH₃OH to give a colorless solid (30.9 g, 46%).
- Step 4:** Heat a solution of the product of step 3 (10 g) in toluene (0.5 l) to 90°C and add *N,O*-bis(trimethylsilyl)acetamide (BSA) (7.4 ml). After 1 h,
- 25 cool the reaction to 45°C and add tetrabutylammonium fluoride (TBAF) (0.47 g). Periodically over the next 18 hr add additional BSA (a total of 3 molar equivalents) and continue stirring at 45°C. After a total time of 24 h, dilute the reaction with CH₃OH (150 ml) and stir at rt for 1 h. Concentrate the mixture in vacuo and purify by flash chromatography on silica using
- 30 hexane/EtOAc (10:1) to elute the trans isomer. Continue to elute with hexane/EtOAc 5:1 to give the cis isomer.
- Step 5:** Separately treat solutions of the trans and cis isomers from step 4 in CH₃CN with aqueous HF according to the procedure of Method A, step 3, to give the trans and cis azetidiones **1** and **1a**, respectively.
- 35 **1a:** CIMS 394(M+H) 100%; Elemental analysis calculated for C₂₃H₂₀NO₂SF: C 70.21, H 5.13, N 3.56, S 8.15; found C 70.33, H 5.43, N 3.71, S 8.20. ¹H NMR CDCl₃: 2.78 (m, 4H), 4.52 (d, J=5Hz, 1H), 5.23 (d, J=5Hz, 1H), 6.82-7.3 (13H).

- 16 -

Using the procedure described in Example 1, method B, steps 3 and 4, use 4-methoxybenzylidene anisidine to prepare the following compounds:

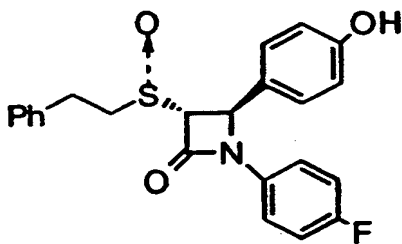
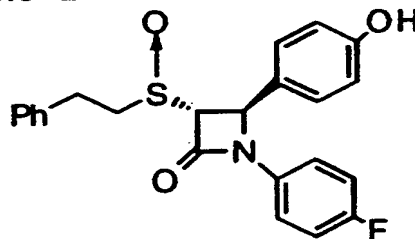
**1b**

- 5 **1b**: Elemental analysis calculated for $C_{24}H_{23}NO_2S$: C 74.01, H 5.95, N 3.6, S 8.22; found C 74.19, H 6.0, N 3.73, S 8.03; $[\theta]_{232nm} = +3.4 \times 10^4$, $[\theta]_{248nm} = -3.07 \times 10^4$; 1H NMR $CDCl_3$: 2.95 (m, 4H), 3.82 (s, 3H), 3.95 (d, $J=2.2Hz$, 1H), 4.72 (d, $J=2.2Hz$, 1H), 6.9-7.3 (14H); SIMS 390(M+H), 252 (100%).

**1c**

10

- 1c**: 1H NMR $CDCl_3$: 2.78 (m, 4H), 3.8 (s, 3H), 4.53 (d, $J=5.5Hz$, 1H), 5.27 (d, $J=5.5Hz$, 1H), 6.9-7.3 (14H).

Example 2**2a****2b**

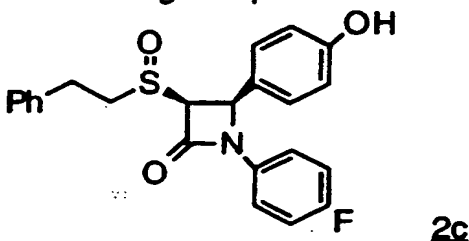
15

- Heat a solution of compound **1** from Example 1 (2.3 g) and (1s)-(+)-(10-camphorsulfonyl)oxaziridine (1.48 g) in tetrahydrofuran (THF) (40 ml) to reflux. After 14 h, concentrate the reaction mixture and purify the residue by flash chromatography on silica using CH_2Cl_2 /isopropyl alcohol (100:1) to elute first diastereomer **2a** (0.6g, 25%): Elemental analysis calculated for $C_{23}H_{20}NO_3SF$: C 67.47, H 4.92, N 3.42; found C 67.12, H 5.02, N 3.43; $[\theta]_{219nm} = -5.49 \times 10^4$, $[\theta]_{254nm} = +5.2 \times 10^4$; $[\alpha]_D^{25} = +214.4^\circ$ (1.25 mg/ml CH_3OH); 1H NMR $CDCl_3$: 3.15 (m, 3H), 3.92 (m, 2H), 5.25 (d, $J=2.5Hz$, 1H), 6.0 (bs, 1H), 6.8-6.9 (4H), 7.15-7.35 (8H); CIMS 410(M+H). Next, elute diastereomer **2b**, then crystallize diastereomer **2b** from isopropyl alcohol (IPA) to give a colorless solid
- 20
- 25

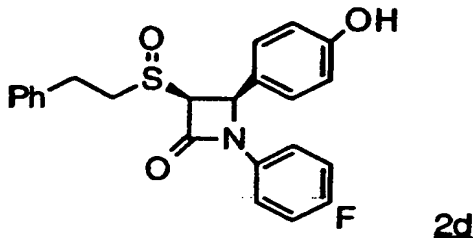
- 17 -

(1.48 g, 62%). Elemental analysis calculated for $C_{23}H_{20}NO_3SF$: C 67.47, H 4.92, N 3.42; found C 67.28, H 4.89, N 3.45; $[\theta]_{233nm} = +5.56 \times 10^4$, $[\theta]_{251nm} = -2.79 \times 10^4$; $[\alpha]_{D^{25}} = -16^\circ$ (1.25 mg/ml CH_3OH); 1H NMR $CDCl_3$: 3.1-3.4 (m, 4H), 4.2 (d, $J=2Hz$, 1H), 5.39 (d, $J=2Hz$, 1H), 6.7 (d, 2H), 6.95 (m, 2H), 7.15-7.35 (8H); CIMS 410(M+H).

Use the procedure from Example 2 with compound 1a from Example 1 to obtain the following compounds:

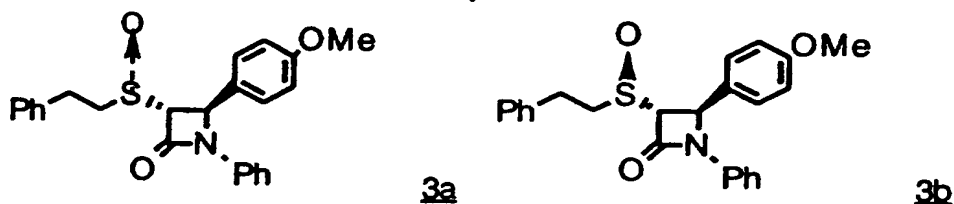


2c: Elemental analysis calculated for $C_{23}H_{20}NO_3SF$: C 67.47, H 4.92, N 3.42, S 7.83; found C 67.21, H 5.0, N 3.5, S 7.48.



2d: Elemental analysis calculated for $C_{23}H_{20}NO_3SF$: C 67.47, H 4.92, N 3.42, S 7.83; found C 67.5, H 5.11, N 3.6, S 7.71.

15

Example 3

Treat compound **1b** from Example 1 (0.36 g) in CH_2Cl_2 (15 ml) at $0^\circ C$ with *m*-chloroperbenzoic acid (mCPBA) (0.16 g) at $-78^\circ C$. After 2 h, add dilute $NaHSO_3$ and warm the mixture to rt. Partition with EtOAc and sequentially wash the organic layer with 10% $NaHCO_3$ and brine, then dry ($MgSO_4$) and concentrate in vacuo. Purify the residue by HPLC on silica using EtOAc/hexane (1:2) to elute compounds **3a** (0.185 g) and **3b** (0.10 g).

3a: Elemental analysis calculated for $C_{24}H_{23}NO_3S$: C 71.09, H 5.72, N 3.45; found C 70.87, H 5.55, N 3.52; $[\theta]_{220nm} = -5.36 \times 10^4$,

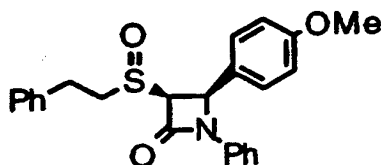
- 18 -

[θ] 257 nM = +5.46 x 10⁴; 1H NMR CDCl₃: 3.15 (m, 3H), 3.8 (s, 3H) 3.9 (m, 1H), 3.94 (d, J=2.5Hz, 1H), 5.33 (d, J=2.5Hz, 1H), 6.9-7.35 (14H).

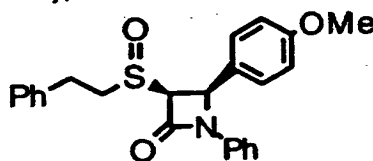
3b: Elemental analysis calculated for C₂₄H₂₃NO₃S: C 71.09, H 5.72, N 3.45, S 7.83; found C 70.90, H 5.72, N 3.55; [θ] 220 nM = -4.8x10³,

5 [θ] 233nM = +7.4 x 10⁴, [θ] 250nM = -4.0 x 10⁴; 1H NMR CDCl₃: 3.18 (m, 4H), 3.8 (s, 3H), 4.12 (d, J=2Hz, 1H), 5.5 (d, J=2Hz, 1H), 6.9-7.35 (14H).

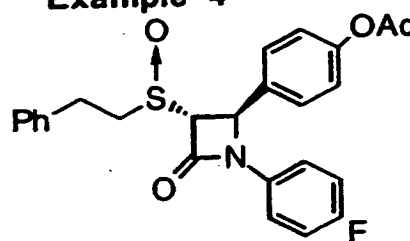
Use the procedure of example 3 with compound 1c obtain the following products:

**3c**

10 **3c**: Elemental analysis calculated for C₂₄H₂₃NO₃S•0.2 H₂O: C 70.46, H 5.77, N 3.42; found C 70.49, H 5.78, N 3.52; 1H NMR CDCl₃: 2.85 (m, 1H), 2.95 (m, 1H), 3.12 (m, 1H), 3.62 (m, 1H), 3.8 (s, 3H), 4.4 (d, J=5.6Hz, 1H), 5.35 (d, J=5.6Hz, 1H), 6.9-7.35 (14H).

**3d**

15 **3d**: Elemental analysis calculated for C₂₄H₂₃NO₃S•0.2 H₂O: C 70.46, H 5.77, N 3.42; found C 70.32, H 5.78, N 3.46; 1H NMR CDCl₃: 3.17 (m, 3H), 3.4 (m, 1H), 3.83 (s, 3H), 4.69 (d, J=5.2Hz, 1H), 5.55 (d, J=5.2Hz, 1H), 6.95-7.4 (14H); [α]_D²⁵ = -136° (CH₃OH).

Example 4**4**

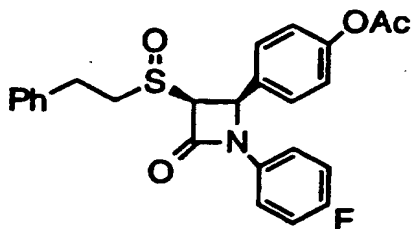
20

Treat compound 2b (60 mg) in CH₂Cl₂ (5 ml) with TEA (0.025 ml) and acetic anhydride (0.017 ml). After 2 h, concentrate the reaction mixture and purify the residue by flash chromatography on silica using EtOAc/hexane (1:1) to give a white solid. Elemental analysis calculated for C₂₅H₂₂NO₄SF: C 66.5, H 4.91, N 3.1, S 7.1; found C 66.28, H 5.10, N 3.29, S 6.99.

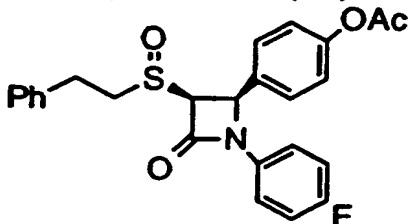
25

- 19 -

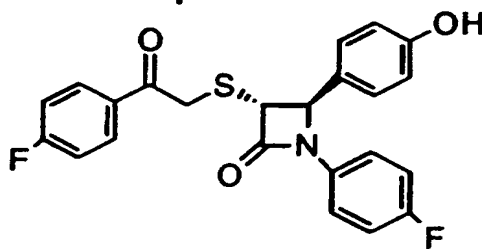
Use the above procedure for preparing compound 4 with compounds 2c and 2d to obtain the following products 4a and 4b, respectively:

**4a**

- 5 **4a:** Elemental analysis calculated for $C_{25}H_{22}NO_4SF$: C 66.5, H 4.91, N 3.1, S 7.1; found C 66.36, H 5.13, N 3.23, S 7.02; 1H NMR $CDCl_3$: 2.32 (s, 3H), 2.92 (m, 2H), 3.14 (m, 1H), 3.7 (m, 1H), 4.42 (d, $J=5.7$ Hz, 1H), 5.38 (d, $J=5.8$ Hz, 1H), 7.0 (m, 2H), 7.12-7.35 (9H), 7.44 (d, 2H).

**4b**

- 10 **4b:** 1H NMR $CDCl_3$: 2.32 (s, 3H), 3.15 (m, 3H), 3.38 (m, 1H), 4.72 (d, $J=5.3$ Hz, 1H), 5.58 (d, $J=5.2$ Hz, 1H), 7.0 (m, 2H), 7.15-7.35 (9H), 7.40 (d, 2H).

Example 5**5**

- 15 **Step1:** Add TEA (14 ml) to a mixture of 4-methoxybenzylchloride (13 ml) and ethyl-2-mercaptoacetate (10 ml) in CH_2Cl_2 (0.2L) under N_2 . After 48 h, dilute the reaction with Et_2O (0.5 L) and sequentially wash the organic phase with 0.3N HCl (3x) and 10 % $NaHCO_3$. Dry and concentrate the organic layer to give an oil (22 g). Dissolve a portion of
- 20 the oil (5 g) in THF (75 ml) and water (75 ml) and add LiOH (1 g). After stirring for 72 h, dilute the reaction with water (0.15 L) and extract with hexane (0.2 L). Acidify the aqueous phase with 1N HCl and extract with EtOAc. Wash (H_2O), and dry ($MgSO_4$) the organic layer and concentrate to give a yellow solid (4.25 g, 96%).

- 20 -

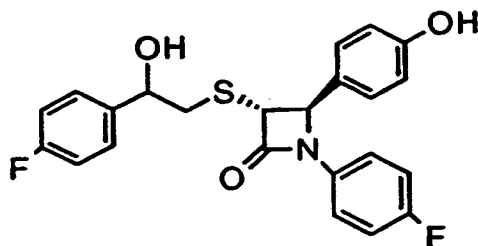
Step 2: Treat a mixture of the product of step 1 (1 g) and the imine from Example 1, Method A, step 1 (1.55 g) in CH_2Cl_2 (40 ml) with dimethylamino phosphoryldichloride (0.56 ml) at 0°C . Warm to rt and stir for 16 h. Dilute the reaction with Et_2O (100 ml) and wash sequentially with
 5 1N HCl, 10% NaHCO_3 and brine. Dry (MgSO_4) and concentrate the organic phase and purify the resultant residue by flash chromatography on silica using hexane: EtOAc (20:1) to yield an oil (0.75g, 30%).

Step 3: Add mercuric acetate (121 mg) to a solution of the product of step 2 (0.2 g) in trifluoroacetic acid (5 ml) at 0°C . After 15 min., partition the
 10 reaction mixture between H_2O and Et_2O . Wash, dry and concentrate the organic layer and purify the residue by flash chromatography on silica using hexane: EtOAc (10:1) to give an oil (0.15g).

Step 4: Add 2-bromo-4'-fluoroacetophenone (86 mg) to a mixture of the product of step 3 (0.15 g) and TEA (0.06 ml) in CH_2Cl_2 (5 ml) at rt under
 15 N_2 . After 5 h, dilute the reaction with Et_2O and wash sequentially with 1N HCl, 10% NaHCO_3 and brine. Dry and concentrate the organic layer and purify the residue by flash chromatography on silica using hexane: EtOAc (9:1) to give an oil. Resolve this by HPLC using a Chiralcel AS column with hexane: IPA (85:15) to elute enantiomer 5(1) ($[\theta]_{228\text{nM}} = -3.77 \times 10^3$,
 20 $[\theta]_{244\text{nM}} = +3.34 \times 10^3$) and then enantiomer 5(2) ($[\theta]_{228\text{nM}} = +3.65 \times 10^3$, $[\theta]_{244\text{nM}} = -3.24 \times 10^3$).

Step 5: Treat enantiomer 5(2) with HF according to the procedure of Example 1, Method A, step 3, to obtain compound 5. Elemental analysis calculated for $\text{C}_{23}\text{H}_{17}\text{NO}_3\text{SF}_2$: C 64.93, H 4.03, N 3.29, S 7.52; found C
 25 64.87, H 4.39, N 3.31, S 7.25.

Example 6



6a (diastereomer a)

6b (diastereomer b)

Step 1: Add NaBH_4 (28 mg) to a solution of enantiomer 5(2) from step 4 of Example 5 (0.4 g) in CH_3OH (20 ml). After 2 h, partition the reaction
 30 mixture between Et_2O and H_2O . Dry and concentrate the organic layers and purify the residue by flash chromatography using EtOAc :hexane (1:6) to give diastereomers 6(1) and 6(2).

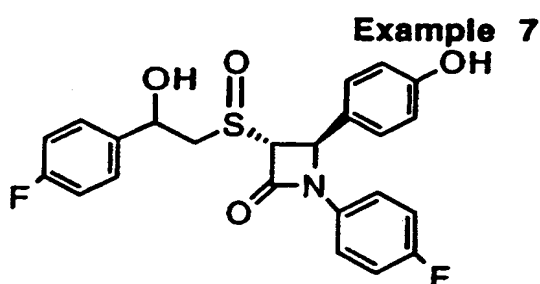
- 21 -

Step 2: Individually treat diastereomers 6(1) and 6(2) from step 1 with HF according to the procedure of Example 1, Method A, step 3, to obtain 6a and 6b.

5 **6a:** ¹H NMR in CDCl₃: 2.85 (dd, J=6, 12Hz, 1H), 3.04 (dd, J=3, 12 Hz, 1H), 4.06 (d, J=2.4Hz, 1H), 4.7 (d, J=2.4Hz, 1H), 4.9 (d, J=3, 9Hz, 1H), 6.85-7.35 (12H).

6b: ¹H NMR in CDCl₃: 3.01 (m, 2H), 3.97 (d, J=2.2Hz, 1H), 4.7 (d, J=2.2Hz, 1H), 4.92 (d, J=4, 8Hz, 1H), 6.85-7.36 (12 H).

10



7a: diastereomer a
7b: diastereomer b
7c: diastereomer c
7d: diastereomer d

Step 1: Treat diastereomer 6(1) from Example 6, step 1, with mCPBA as described in Example 3. Purify the products by HPLC on silica gel, eluting with EtOAc:hexane (1:2) to obtain diastereomers 7(1) and 7(2).

15 **Step 2:** Individually treat diastereomers 7(1) and 7(2) from step 1 with HF as described in Example 1, Method A, step 3, to obtain 7a and 7b.

¹H NMR CDCl₃ with 10% CD₃OD:

7a: 3.35 (d, 1H), 3.75 (dd, 1H), 4.22 (s, 1H), 5.20 (m, 2H), 6.80 (d, 2H), 6.9 (m, 2H), 7.04 (m, 2H), 7.24 (m, 4H), 7.38 (m, 2H).

20 **7b:** 3.02 (dd, 1H), 3.26 (m, 1H), 4.21 (d, J=2.1Hz, 1H) 5.14 (dd, 1H), 5.41 (d, J=2.1Hz, 1H), 6.78 (d, 2H), 6.9 (m, 2H), 6.98 (m, 2H), 7.18 (m, 4H), 7.28 (m, 2H).

Melting points: 7a: 207-211°C; 7b: 110°C (dec.).

Using the procedures of steps 1 and 2, treat diastereomer 6(2) from Example 6, step 1, to obtain 7c and 7d.

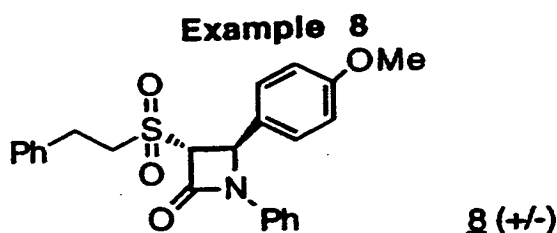
25 ¹H NMR CDCl₃ with 10% CD₃OD:

7c: 3.12 (dd, 1H), 3.30 (m, 1H), 4.45 (d, J=2.2Hz, 1H) 5.04 (dd, 1H), 5.39 (d, J=2.2Hz, 1H), 6.78 (d, 2H), 6.88 (m, 2H), 6.94 (m, 2H), 7.20 (m, 6H).

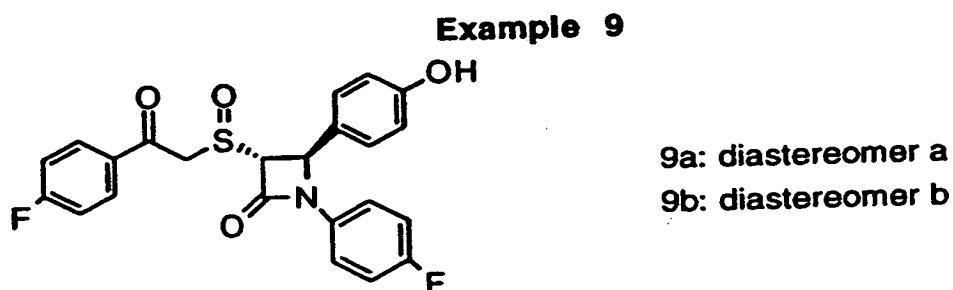
30 **7d:** 3.10 (dd, 1H), 3.72 (m, 1H), 4.07 (d, J=2.5Hz, 1H), 5.09 (dd, J=2.3, 11.0Hz, 1H), 5.17 (d, J=2.5Hz, 1H), 6.78 (d, 2H), 6.85 (m, 2H), 6.98 (m, 2H), 7.18 (m, 4H), 7.30 (m, 2H).

Melting points: 7c: 98°C (dec.); 7d: 106.5°C (dec.).

- 22 -



Treat a solution of the racemic product from Example 1, Method A, step 2 (0.185 g) in CH₂Cl₂ (20 ml) with mCPBA. After 3 h, add
 5 NaHSO₃ and NaHCO₃ and stir for 10 minutes, then extract with EtOAc. Purify the organic fraction by flash chromatography on silica using hexane:EtOAc (4:1) to give compound 8 as a white solid (0.15g, 76%). Elemental analysis calculated for C₂₄H₂₃NO₄S: C 68.39, H 5.5, N 3.32; found C 68.12, H 5.49, N 3.37. EIMS 421 (M⁺). 1H NMR: 3.2 (m, 2H),
 10 3.55 (m, 2H), 3.80 (s, 3H), 4.23 (d, J=2.4Hz, 1H), 5.53 (d, J=2.4Hz, 1H), 6.9 (d, 2H), 7.1 (m, 1H), 7.28 (11H).



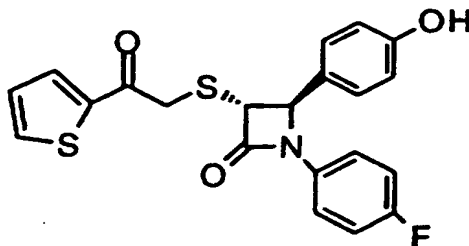
Step 1: Treat the product from Example 5, step 4, enantiomer 5(2) according to the procedure of Example 3. Purify the product by flash chromatography using EtOAc:hexane (1:3) to yield diastereomer 9(1) and diastereomer 9(2).
 15

Step 2: Individually treat diastereomers 9(1) and 9(2) from step 1 with HF according to the procedure of Example 1, Method A, step 3, to obtain 9a and 9b.
 20

9a: 1H NMR in CDCl₃: 4.39 (d, J=2.4Hz, 1H), 4.93 (d, J=16Hz, 1H), 5.25 (d, J=16Hz, 1H), 5.32 (d, J=2.4Hz, 1H), 5.55 (bs, 1H), 6.85-6.95 (m, 4H) 7.18-7.30 (m, 6H), 8.05-8.09 (m, 2H); m.p. 112.5-117°C.

9b: 1H NMR in CDCl₃ with 5% CD₃OD: 4.39 (d, J=2.1Hz, 1H), 4.46 (d, J=15Hz, 1H), 4.62, (d, J=15Hz, 1H), 5.42 (d, J=2.1Hz, 1H), 6.75 (d, 2H),
 25 6.9 (dd, 2H), 7.08-7.20 (m, 6H), 7.90 (m, 2H); m.p. 188-195°C.

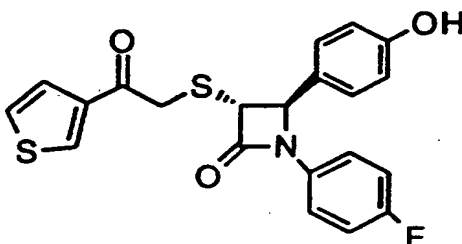
- 23 -

Example 10

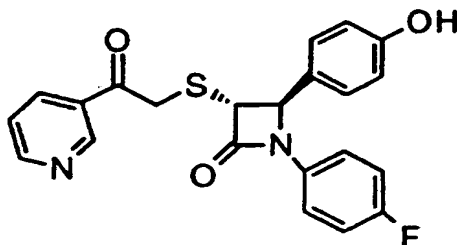
Step 1: Use the procedure of Example 1, Method B, Steps 1 to 4, substituting *p*-methoxybenzyl mercaptan in Step 2 for phenethyl mercaptan.

Step 2: Treat the *trans* isomer of Step 1 with mercuric acetate to obtain the product of Example 5, Step 3, in optically pure form.

Step 3: React the product of Step 2 with 1'-bromo-2-acetylthiophene according to the procedure of Example 5, Steps 4 and 5, to obtain the title compound as a solid, m.p. 148-150°C.

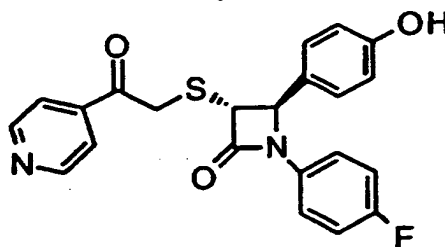
Example 11

Carry out the procedure of Example 10, Step 3, using 1'-bromo-3-acetylthiophene to obtain the title compound as a solid, m.p. 176-178°C. Elemental analysis calculated for C₂₁H₁₆NO₃S₂F: C 61.01, H 3.90, N 3.39, S 15.48; found C 61.33, H 4.12, N 3.51, S 15.37.

Example 12

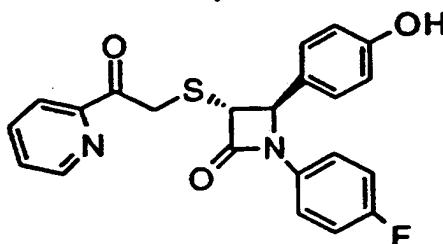
Carry out the procedure of Example 10, Step 3, using 1'-bromo-3-acetylpyridine to obtain the title compound as a solid, m.p. 74-90°C. FAB MS 409 (M⁺H).

- 24 -

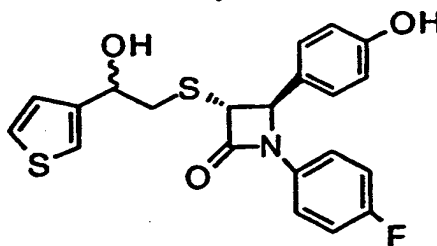
Example 13

Carry out the procedure of Example 10, Step 3, using 1'-bromo-4-acetylpyridine to obtain the title compound, m.p. 65-69°C.

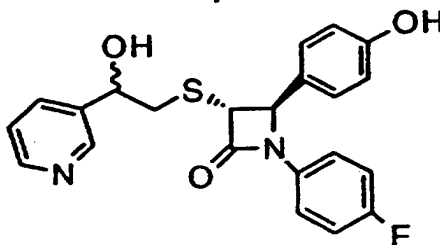
- 5 Elemental analysis calculated for $C_{22}H_{17}N_2O_3SF$: C 64.69, H 4.20, N 6.86, S 7.85; found C 65.00, H 4.43, N 6.77, S 7.65.

Example 14

- 10 Carry out the procedure of Example 10, Step 3, using 1'-bromo-2-acetylpyridine to obtain the title compound, m.p. 59-64°C.

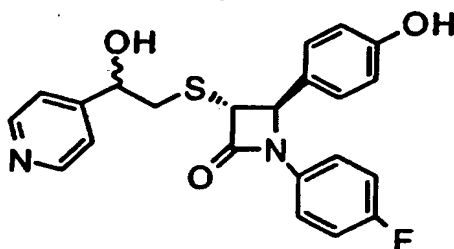
Example 15

- 15 Treat the compound of Example 11 with $NaBH_4$ in CH_3OH to obtain a mixture of diastereomers as a solid, m.p. 65-70°C.
- Elemental analysis calculated for $C_{21}H_{18}NO_3S_2F$: C 60.71, H 4.37, N 3.37, S 15.4; found C 60.67, H 4.48, N 3.40, S 15.87.

Example 16

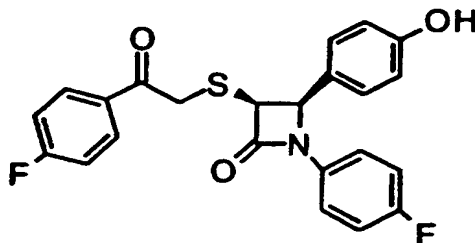
- 25 -

Treat the compound of Example 12 with NaBH_4 in CH_3OH at 0°C . After 30 min., pour into CH_2Cl_2 -water, separate the CH_2Cl_2 layer and purify the product by flash chromatography on silica gel, eluting with $\text{CH}_2\text{Cl}_2:\text{CH}_3\text{OH}$ (95:5) to obtain the title compound as a solid, m.p. 85-90°C.

Example 17

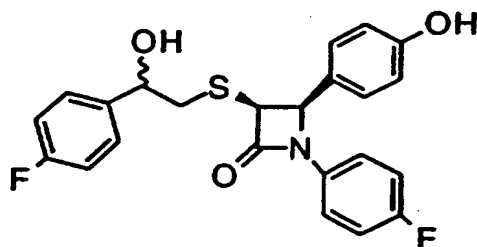
Using the procedure of Example 16, treat the compound of Example 13 to obtain the title compound, m.p. 95-98°C.

10 Elemental analysis calculated for $\text{C}_{22}\text{H}_{19}\text{N}_2\text{O}_3\text{SF}$: C 64.38, H 4.67, N 6.82, S 7.81; found C 64.09, H 4.95, N 6.67, S 8.06.

Example 18

Step 1: Treat the cis isomer prepared in Example 10, Step 1, according to the procedure of Example 10, Step 2, to obtain a solid.

Step 2: React the product of Step 1 according to the procedure of Example 5, Steps 4 and 5, to obtain the title compound as a solid, m.p. 180-185°C. Elemental analysis calculated for $\text{C}_{23}\text{H}_{17}\text{NO}_2\text{SF}_2$: C 64.93, H 4.03, N 3.29, S 7.54; found C 65.13, H 4.16, N 3.43, S 7.70.

Example 19

Treat the product of Example 18, Step 1, with NaBH_4 according to the procedure of Example 16, and treat the resultant product

with HF according to the procedure of Example 1, Method A, Step 3, to obtain the title compound, m.p. 95-105°C.

5 The following formulations exemplify some of the dosage forms of this invention. In each the term "active compound" designates a compound of formula I.

EXAMPLE A

Tablets

<u>No.</u>	<u>Ingredient</u>	<u>mg/tablet</u>	<u>mg/tablet</u>
1	Active Compound	100	500
2	Lactose USP	122	113
3	Corn Starch, Food Grade, as a 10% paste in Purified Water	30	40
4	Corn Starch, Food Grade	45	40
5	Magnesium Stearate	3	7
	Total	300	700

Method of Manufacture

10 Mix Item Nos. 1 and 2 in suitable mixer for 10-15 minutes. Granulate the mixture with Item No. 3. Mill the damp granules through a coarse screen (e.g., 1/4", 0.63 cm) if necessary. Dry the damp granules. Screen the dried granules if necessary and mix with Item No. 4 and mix for 10-15 minutes. Add Item No. 5 and mix for 1-3 minutes. Compress the
15 mixture to appropriate size and weight on a suitable tablet machine.

EXAMPLE B

Capsules

<u>No.</u>	<u>Ingredient</u>	<u>mg/tablet</u>	<u>mg/tablet</u>
1	Active Compound	100	500
2	Lactose USP	106	123
3	Corn Starch, Food Grade	40	70
4	Magnesium Stearate NF	4	7
	Total	250	700

Method of Manufacture

20 Mix Item Nos. 1, 2 and 3 in a suitable blender for 10-15 minutes. Add Item No. 4 and mix for 1-3 minutes. Fill the mixture into suitable two-piece hard gelatin capsules on a suitable encapsulating machine.

- 27 -

Representative formulations comprising a cholesterol biosynthesis inhibitor are well known in the art. It is contemplated that where the two active ingredients are administered as a single composition, the dosage forms disclosed above for substituted azetidinone compounds may readily be modified using the knowledge of one skilled in the art.

Using the test procedures described above, the following *in vivo* data were obtained for representative compounds of formula I. Data is reported as percent change (i.e., percent reduction in cholesterol esters) versus control, therefore, negative numbers indicate a positive lipid-lowering effect.

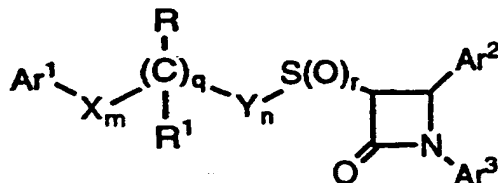
Ex. #	% Reduction		Dose mg/kg
	Serum Cholest.	Cholest. Esters	
1	-27	-83	1
3b	-20	-82	1
4a	-22	-55	1
10	-57	-87	3

For racemic compounds of formula I or active diastereomers or enantiomers of compounds of formula I, compounds administered at dosages of 0.1-25 mg/kg show a range of -21 to -97% reduction in cholesterol esters, and a -57 to 0% reduction in serum cholesterol. Compounds preferably show a range of -21 to -97% reduction in cholesterol esters at a dosage range of 0.1 to 3 mg/kg, more preferably a range of -21 to -97% reduction in cholesterol esters at a dosage range of 0.1 to 1 mg/kg.

- 28 -

We claim:

1. A compound represented by the formula



- 5 or a pharmaceutically acceptable salt thereof, wherein:

Ar¹ is aryl, R¹⁰-substituted aryl or heteroaryl;

Ar² is aryl or R⁴-substituted aryl;

Ar³ is aryl or R⁵-substituted aryl;

- 10 X and Y are independently selected from the group consisting of -CH₂-, -CH(lower alkyl)- and -C(dilower alkyl)-;

R is -OR⁶, -O(CO)R⁶, -O(CO)OR⁹ or -O(CO)NR⁶R⁷; R¹ is hydrogen, lower alkyl or aryl; or R and R¹ together are =O;

q is 0 or 1;

r is 0, 1 or 2;

- 15 m and n are independently 0, 1, 2, 3, 4 or 5; provided that the sum of m, n and q is 1, 2, 3, 4 or 5;

- R⁴ is 1-5 substituents independently selected from the group consisting of lower alkyl, -OR⁶, -O(CO)R⁶, -O(CO)OR⁹, -O(CH₂)₁₋₅OR⁶, -O(CO)NR⁶R⁷, -NR⁶R⁷, -NR⁶(CO)R⁷, -NR⁶(CO)OR⁹, -NR⁶(CO)NR⁷R⁸, -NR⁶SO₂R⁹, -COOR⁶, -CONR⁶R⁷, -COR⁶, -SO₂NR⁶R⁷, S(O)₀₋₂R⁹, -O(CH₂)₁₋₁₀COOR⁶, -O(CH₂)₁₋₁₀CONR⁶R⁷, -(lower alkylene)COOR⁶ and -CH=CH-COOR⁶;

- 25 R⁵ is 1-5 substituents independently selected from the group consisting of -OR⁶, -O(CO)R⁶, -O(CO)OR⁹, -O(CH₂)₁₋₅OR⁶, -O(CO)NR⁶R⁷, -NR⁶R⁷, -NR⁶(CO)R⁷, -NR⁶(CO)OR⁹, -NR⁶(CO)NR⁷R⁸, -NR⁶SO₂R⁹, -COOR⁶, -CONR⁶R⁷, -COR⁶, -SO₂NR⁶R⁷, S(O)₀₋₂R⁹, -O(CH₂)₁₋₁₀COOR⁶, -O(CH₂)₁₋₁₀CONR⁶R⁷, -CF₃, -CN, -NO₂, halogen, -(lower alkylene)COOR⁶ and -CH=CH-COOR⁶;

- 30 R⁶, R⁷ and R⁸ are independently selected from the group consisting of hydrogen, lower alkyl, aryl and aryl-substituted lower alkyl;

R⁹ is lower alkyl, aryl or aryl-substituted lower alkyl; and

R¹⁰ is 1-5 substituents independently selected from the group consisting of lower alkyl, -OR⁶, -O(CO)R⁶, -O(CO)OR⁹,

- 29 -

-O(CH₂)₁₋₅OR⁶, -O(CO)NR⁶R⁷, -NR⁶R⁷, -NR⁶(CO)R⁷, -NR⁶(CO)OR⁹,
 -NR⁶(CO)NR⁷R⁸, -NR⁶SO₂R⁹, -COOR⁶, -CONR⁶R⁷, -COR⁶, -SO₂NR⁶R⁷,
 S(O)₀₋₂R⁹, -O(CH₂)₁₋₁₀-COOR⁶, -O(CH₂)₁₋₁₀CONR⁶R⁷, -CF₃, -CN, -NO₂
 and halogen.

5

2. A compound of claim 1 wherein Ar¹ is phenyl, R¹⁰-substituted phenyl or thienyl, Ar² is R⁴-substituted phenyl and Ar³ is phenyl or R⁵-substituted phenyl.

10 3. A compound of claim 1 or 2 wherein q is 0, X and Y are each -CH₂- and the sum of m and n is 2, 3 or 4.

4. A compound of claim 1 or 2 wherein q is 1, X and Y are each -CH₂-, the sum of m and n is 1, 2 or 3, R¹ is hydrogen and R is -OR⁶, wherein R⁶
 15 is hydrogen, or wherein R and R¹ together form a =O group.

5. A compound of claim 1 selected from the group consisting of
 trans-1-(4-fluorophenyl)-4-(4-hydroxyphenyl)-3-[(2-phenylethyl)-
 thio]-2-azetidinone;

20 trans-4-(4-methoxyphenyl)-1-phenyl-3-[(2-phenylethyl)thio]-2-
 azetidinone;

cis-4-(4-methoxyphenyl)-1-phenyl-3-[(2-phenylethyl)thio]-2-
 azetidinone;

25 trans-1-(4-fluorophenyl)-4-(4-hydroxyphenyl)-3-[(2-phenylethyl)-
 sulfinyl]-2-azetidinone;

cis-1-(4-fluorophenyl)-4-(4-hydroxyphenyl)-3-[(2-phenylethyl)-
 sulfinyl]-2-azetidinone;

trans-4-(4-methoxyphenyl)-1-phenyl-3-[(2-phenylethyl)sulfinyl]-2-
 azetidinone;

30 cis-4-(4-methoxyphenyl)-1-phenyl-3-[(2-phenylethyl)sulfinyl]-2-
 azetidinone;

trans-4-[1-(4-fluorophenyl)-4-oxo-3-[(2-phenylethyl)sulfinyl]-2-
 azetidiny]-phenyl acetate;

35 cis-4-[1-(4-fluorophenyl)-4-oxo-3-[(2-phenylethyl)sulfinyl]-2-
 azetidiny]-phenyl acetate;

(+/-)-trans-4-(4-methoxyphenyl)-1-phenyl-3-[(2-phenylethyl)-
 sulfonyl]-2-azetidinone;

- 30 -

- trans-1-(4-fluorophenyl)-3-[[2-(4-fluorophenyl)-2-oxoethyl]thio]-4-(4-hydroxyphenyl)-2-azetidinone;
- trans-1-(4-fluorophenyl)-3-[[2-(4-fluorophenyl)-2-hydroxyethyl]thio]-4-(4-hydroxyphenyl)-2-azetidinone;
- 5 (3R,4R) 1-(4-fluorophenyl)-3-[[2-(4-fluorophenyl)-2-oxoethyl]-sulfinyl]-4-(4-hydroxyphenyl)-2-azetidinone;
- 1-(4-fluorophenyl)-3(R)-[[2-(4-fluorophenyl)-2(R)-hydroxyethyl]-sulfinyl]-4(R)-(4-hydroxyphenyl)-2-azetidinone;
- 1-(4-fluorophenyl)-3(R)-[[2-(4-fluorophenyl)-2(S)-hydroxyethyl]-sulfinyl]-4(R)-(4-hydroxyphenyl)-2-azetidinone;
- 10 (3R,4R) trans-1-(4-fluorophenyl)-3-[[2-(2-thienyl)-2-oxoethyl]thio]-4-(4-hydroxyphenyl)-2-azetidinone;
- (3R,4R) trans-1-(4-fluorophenyl)-3-[[2-(3-thienyl)-2-oxoethyl]thio]-4-(4-hydroxyphenyl)-2-azetidinone;
- 15 (3R,4R) trans-1-(4-fluorophenyl)-3-[[2-(3-pyridinyl)-2-oxoethyl]thio]-4-(4-hydroxyphenyl)-2-azetidinone;
- (3R,4R) trans-1-(4-fluorophenyl)-3-[[2-(4-pyridinyl)-2-oxoethyl]thio]-4-(4-hydroxyphenyl)-2-azetidinone;
- (3R,4R) trans-1-(4-fluorophenyl)-3-[[2-(2-pyridinyl)-2-oxoethyl]thio]-4-(4-hydroxyphenyl)-2-azetidinone;
- 20 (3R,4R) trans-1-(4-fluorophenyl)-3-[[2-hydroxy-2-(3-thienyl)ethyl]thio]-4-(4-hydroxyphenyl)-2-azetidinone;
- (3R,4R) trans-1-(4-fluorophenyl)-3-[[2-hydroxy-2-(4-pyridinyl)ethyl]thio]-4-(4-hydroxyphenyl)-2-azetidinone;
- 25 (3S,4R) cis-1-(4-fluorophenyl)-3-[[2-(4-fluorophenyl)-2-oxoethyl]thio]-4-(4-hydroxyphenyl)-2-azetidinone;
- (3S,4R) cis-1-(4-fluorophenyl)-3-[[2-(4-fluorophenyl)-2-hydroxyethyl]thio]-4-(4-hydroxyphenyl)-2-azetidinone;
- 30 6. A pharmaceutical composition for the treatment or prevention of atherosclerosis, or for the reduction of plasma cholesterol levels, comprising a compound as defined in any of claims 1, 2, 3, 4 or 5, alone or in combination with a cholesterol biosynthesis inhibitor, and a pharmaceutically acceptable carrier.
- 35 7. A process for the preparation of a pharmaceutical composition as claimed in claim 6 which comprises admixing a compound of any of

- 31 -

claims 1, 2, 3, 4 or 5, alone or in combination with a cholesterol biosynthesis inhibitor, with a pharmaceutically acceptable carrier.

8. The use of a compound of any of claims 1, 2, 3, 4 or 5 for the preparation of a medicament for the treatment or prevention of atherosclerosis, or for the reduction of plasma cholesterol levels, comprising a compound of any of claims 1, 2, 3, 4 or 5, alone or in combination with a cholesterol biosynthesis inhibitor, and a pharmaceutically acceptable carrier.

10

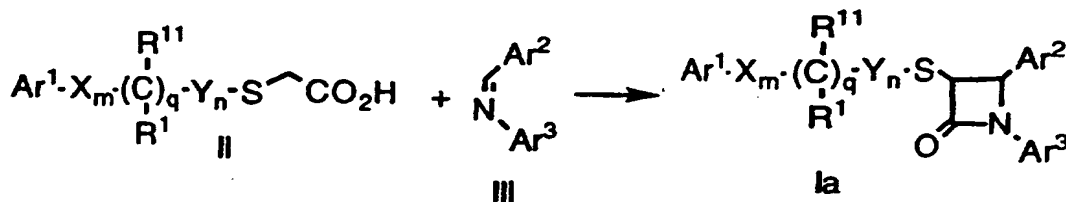
9. A kit comprising in separate containers in a single package pharmaceutical compositions for use in combination to treat or prevent atherosclerosis or to reduce plasma cholesterol levels which comprises in one container an effective amount of a cholesterol biosynthesis inhibitor in a pharmaceutically acceptable carrier, and in a second container, an effective amount of a compound of any of claims 1, 2, 3, 4 or 5 in a pharmaceutically acceptable carrier.

15

10. A method of lowering serum cholesterol levels in a mammal in need of such treatment comprising administering an effective amount of a compound of any of claims 1, 2, 3, 4 or 5, alone or in combination with a cholesterol biosynthesis inhibitor, wherein the compound of claim 1, 2, 3, 4 or 5 and the cholesterol biosynthesis inhibitor are administered simultaneously or sequentially.

25

11. A process for preparing a compound of claim 1 comprising A)

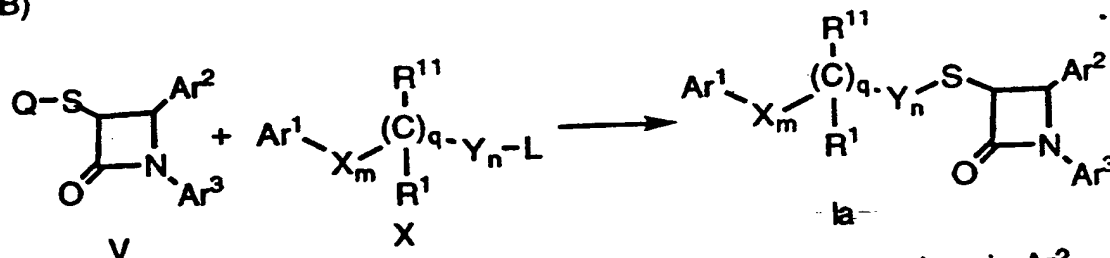


30 Reacting a carboxylic acid of formula II, wherein Ar¹, X, Y, m, n, q and R¹ are as defined in claim 1 and R¹¹ is a protected hydroxy group, with an amine of formula III, wherein Ar² and Ar³ are as defined in claim 1, in the presence of a base and a dehydrating agent, followed by an acid, to obtain a compound of formula Ia, wherein the variables are as defined

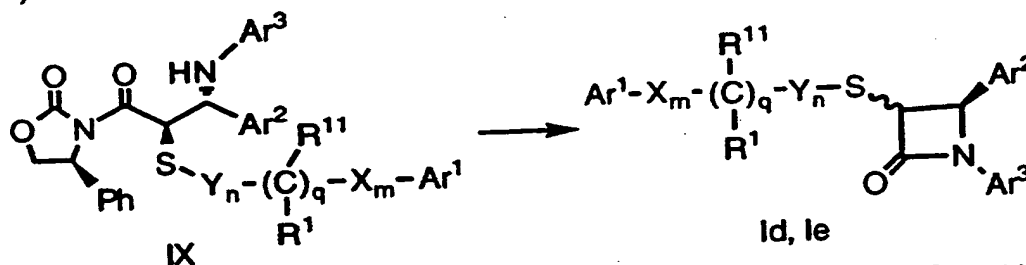
- 32 -

above, and, when R¹¹ is not alkoxy or benzyloxy, converting R¹¹ to hydroxy; or

B)



- 5 Alkylating a mercapto-substituted azetidinone of formula V, wherein Ar² and Ar³ are as defined in claim 1 and Q is a sulfur-protecting group, with a compound of formula X, wherein Ar¹, X, Y, m, n, q and R¹ are as defined in claim 1, R¹¹ is a protected hydroxy group and L is a leaving group to obtain a compound of formula Ia as defined above in process A, and, when R¹¹ is not alkoxy or benzyloxy, converting R¹¹ to hydroxy; or
- 10 C)



- 15 Cyclizing a chiral compound of formula IX, wherein Ar¹, Ar², Ar³, X, Y, m, n, q and R¹ are as defined in claim 1, R¹¹ is a protected hydroxy group and Ph is phenyl, with a silylating agent and a fluoride catalyst to obtain a mixture of cis and trans isomers Id and le, wherein the variables are as defined above for formula Ia in process A, and, when R¹¹ is not alkoxy or benzyloxy, converting R¹¹ to hydroxy, and optionally separating said isomers; or
- 20 D) Oxidizing a compound of formula Ia, Id or le to the corresponding sulfinyl and sulfonyl compounds; or
- E) Converting an R¹¹ alkoxy or benzyloxy group in a compound of formula Ia, Id or le to the corresponding hydroxy group; or
- 25 F) Converting a compound of formula I wherein R is hydroxy to a compound of formula I wherein R is -OR⁶, -O(CO)R⁶, -O(CO)OR⁶, or -O(CO)NR⁶R⁷, or wherein R and R¹ together are =O.

INTERNATIONAL SEARCH REPORT

International Application No
PCT/US 95/14134

A. CLASSIFICATION OF SUBJECT MATTER

IPC 6 C07D205/08 C07D409/12 C07D401/12 A61K31/395 A61K31/44

According to International Patent Classification (IPC) or to both national classification and IPC

B. FIELDS SEARCHED

Minimum documentation searched (classification system followed by classification symbols)

IPC 6 C07D A61K

Documentation searched other than minimum documentation to the extent that such documents are included in the fields searched

Electronic data base consulted during the international search (name of data base and, where practical, search terms used)

C. DOCUMENTS CONSIDERED TO BE RELEVANT

Category	Citation of document, with indication, where appropriate, of the relevant passages	Relevant to claim No.
Y	EP,A,0 524 595 (SCHERING CORPORATION) 27 January 1993 cited in the application see the whole document, especially the definitions of D and Z, and the examples ---	1-9,11
P,Y	WO,A,95 08532 (SCHERING CORPORATION) 30 March 1995 see the whole document, especially definition of Z ---	1-9,11
A	EP,A,0 337 549 (MERCK & CO. INC) 18 October 1989 cited in the application see especially the definitions of R1 as S(0)nB, R2,R3 as B, A as B, and B as aryl,H or aralkyl --- -/--	1-9,11

Further documents are listed in the continuation of box C.

Patent family members are listed in annex.

* Special categories of cited documents :

- *A* document defining the general state of the art which is not considered to be of particular relevance
- *E* earlier document but published on or after the international filing date
- *L* document which may throw doubts on priority claim(s) or which is cited to establish the publication date of another citation or other special reason (as specified)
- *O* document referring to an oral disclosure, use, exhibition or other means
- *P* document published prior to the international filing date but later than the priority date claimed

- *T* later document published after the international filing date or priority date and not in conflict with the application but cited to understand the principle or theory underlying the invention
- *X* document of particular relevance; the claimed invention cannot be considered novel or cannot be considered to involve an inventive step when the document is taken alone
- *Y* document of particular relevance; the claimed invention cannot be considered to involve an inventive step when the document is combined with one or more other such documents, such combination being obvious to a person skilled in the art.
- *A* document member of the same patent family

Date of the actual completion of the international search

18 March 1996

Date of mailing of the international search report

15.04.1996

Name and mailing address of the ISA

European Patent Office, P.B. 5818 Patentlaan 2
NL - 2280 HV Rijswijk
Tel. (+31-70) 340-2040, Tx. 31 651 epo nl,
Fax (+31-70) 340-3016

Authorized officer

Scruton-Evans, I

INTERNATIONAL SEARCH REPORT

Inter. nal Application No
PCT/US 95/14134

C.(Continuation) DOCUMENTS CONSIDERED TO BE RELEVANT

Category	Citation of document, with indication, where appropriate, of the relevant passages	Relevant to claim No.
Y	WO,A,94 14433 (SCHERING CORPORATION) 7 July 1994 cited in the application especially claim 16 see the whole document ---	9
P,Y	WO,A,95 26334 (SCHERING CORPORATION) 5 October 1995 see whole document, especially definitions of A ---	1-9,11
X	ORG. MAGN. RESON. (ORMRBD,00304921);79; VOL.12 (1); PP.34-8, STEVENS INST. TECHNOL.;DEP. CHEM. CHEM. ENG.; HOBOKEN; NJ; USA, BOSE A K ET AL 'NMR spectral studies. XIV. Carbon-13 nuclear magnetic resonance studies on.beta.-lactams' see compounds 13 and 9 -----	1

2

INTERNATIONAL SEARCH REPORT

Information on patent family members

International Application No

PCT/US 95/14134

Patent document cited in search report	Publication date	Patent family member(s)	Publication date
EP-A-524595	27-01-93	AU-B- 658441	13-04-95
		AU-B- 2398092	23-02-93
		CA-A- 2114007	04-02-93
		CN-A- 1069024	17-02-93
		CZ-A- 9400142	13-07-94
		EP-A- 0596015	11-05-94
		HU-A- 67341	28-03-95
		JP-T- 6508637	29-09-94
		NO-A- 940221	21-01-94
		NZ-A- 243669	22-12-94
		OA-A- 9878	15-09-94
		SK-A- 7994	06-07-94
		WO-A- 9302048	04-02-93
US-A- 5306817	26-04-94		

WO-A-9508532	30-03-95	AU-B- 7795294	10-04-95

EP-A-337549	18-10-89	AT-T- 128704	15-10-95
		AU-B- 1858292	10-09-92
		AU-B- 3263089	12-10-89
		CA-A- 1337990	23-01-96
		DE-D- 68924439	09-11-95
		DK-B- 169329	10-10-94
		JP-A- 2006471	10-01-90
		PT-B- 90222	29-07-94
		US-A- 5229381	20-07-93

WO-A-9414433	07-07-94	AU-B- 5872094	19-07-94
		CA-A- 2152351	07-07-94
		CN-A- 1095591	30-11-94
		EP-A- 0675714	11-10-95
		FI-A- 952916	14-06-95
		LT-A,B 1514	25-10-94
		NO-A- 952529	23-06-95
		PL-A- 309636	30-10-95
		SI-A- 9300677	30-09-94
		ZA-A- 9309552	12-10-94

WO-A-9526334	05-10-95	AU-B- 2159695	17-10-95

